



(

)

"

"

"

"

10

0.5

0

.....	2
.....	6
.....	9
.....	21
.....	23
.....	42
.....	48

WINE - 6

~

WEFLO

VALVE COMPANY LIMITED

WEFLO

VALVE LLC

WEFLO Saudi Co., Ltd.

WEFLO VALVE (THAI LAND)

Co., LTD.

WEFLO (SINGAPORE) PTE. LTD.

A

			002871
		QINGDAO WEFLO VALVE CO., LTD.	
		WEFLO	

	789	789
	0532-87901466	0532-87901466
	0532-87901466	0532-87901466
	Li . P. F@wefl oval ve. com	zhao. xi ang@wefl oval ve. com

1

2024

2

2024

3

	272,123,150.60	241,124,616.13	12.86%
	59,018,699.93	51,258,919.88	15.14%
	54,138,242.81	50,291,227.14	7.65%
	23,724,045.39	39,378,812.97	-39.75%
/	0.28	0.24	16.67%
/	0.24	0.24	0.00%
	6.77%	6.32%	0.45%
	1,303,393,317.56	1,371,864,099.65	-4.99%
	839,153,403.26	854,216,194.87	-1.76%

	58,692,673.96


1

2

	-51,121.25	
	1,249,186.84	









	272, 123, 150. 60	241, 124, 616. 13	12. 86%	
	164, 763, 558. 37	143, 676, 400. 30	14. 68%	
	16, 259, 449. 38	14, 895, 225. 72	9. 16%	
	16, 583, 889. 08	17, 889, 285. 44	-7. 30%	
	-549, 492. 50	-4, 011, 062. 53	86. 30%	
	7, 928, 653. 92	6, 230, 334. 52	27. 26%	
	11, 207, 226. 98	9, 177, 001. 03	22. 12%	
	23, 724, 045. 39	39, 378, 812. 97	-39. 75%	
	23, 937, 988. 28	18 300 <sup>0</sup> -4, 214, 288. 99	668. 02%	
	-114, 269, 186. 89	-96, 177, 764. 16	-18. 81%	
	-64, 971, 271. 98	-57, 833, 095. 73	-12. 34%	

	272, 123, 150. 60	100%	241, 124, 616. 13	100%	12. 86%
	271, 253, 722. 39	99. 68%	240, 362, 077. 26	99. 68%	12. 85%
	869, 428. 21	0. 32%	762, 538. 87	0. 32%	14. 02%
	218, 007, 506. 30	80. 11%	184, 258, 047. 30	76. 42%	18. 32%
	10, 124, 887. 45	3. 72%	9, 711, 762. 72	4. 03%	4. 25%
	31, 903, 546. 39	11. 72%	25, 783, 996. 54	10. 69%	23. 73%
	12, 087, 210. 46	4. 44%	21, 370, 809. 57	8. 86%	-43. 44%
	73, 166, 298. 69	26. 89%	58, 238, 336. 20	24. 15%	25. 63%
	198, 956, 851. 91	73. 11%	182, 886, 279. 93	75. 85%	8. 79%

10%

--	--	--	--	--	--

271, 253, 722. 39	164, 650, 213. 99	39. 30%	12. 85%	14. 68%	-0. 97%
-------------------	-------------------	---------	---------	---------	---------

--	--	--	--	--	--




		28,539,989.96				-5,923.28	3.40%	
VEFLO VALVE (THAILAND) CO. LTD.		28,894,205.56				-706,072.58	3.44%	
VEFLO (SINGAPORE) PTE. LTD.		286,887.19				-1,449.79	0.03%	

3

88

0 % i 0 % 00 E C



	15,593,748.19	15,593,748.19		
	17,877,518.25	17,877,518.25		
	10,733,808.21	10,733,808.21		
	28,611,326.46	28,611,326.46		

1 1

				1		2	3 = 2 / 1						
2024	2024 08 28	26, 97 1	26, 26 3. 58	2, 653	14, 02 5. 49	53. 40 %	0	0	0. 00%	12, 42 8. 77	2025 06 30	12, 42 8. 77	0


10,20  
0.00

--	--	26,971	26,263.58	2,653	14,025.49	53.40%	0	0	0.00%	12,428.77	--	0
----	----	--------	-----------	-------	-----------	--------	---	---	-------	-----------	----	---

[2024] 998	269,710,000.00	269.71	4,854,780.00	100.00
264,855,220.00	2,494,208.52		262,635,810.35	







2,000

2

1

60%-70% 2023

2

"

"

"

"

0.50

0

2025




			6			
			6 20			
				2017 05 11		
			6			
		6				
	;			2017 05 11		

			25%			
			50%			
			" 1			
			2	2023 06 30		
			3			



			2			
			3			
			"			
			1			
			2			
			3	2024 03 15		



"

"

2024 03  
15

"

" 1

2

3


4

"



			2			
			3			
			"			
			1	2023 06 30		

			2			
			3			
			4			
			5			
			6			
			7			





			1			
			2			
			3			
			4			
			5			



				2024 05 08		
			2023 2024	2024 05 23	2024 5 23	

"

"

"

"

( )			( )	( )	( )		
	27.7						
	14.28						

1

2

3

4

5

6

7

1

1

2

3

2024

10%

10%

2

3

		11,200	10,200	0	0
		33,900	25,900	0	0
		5,000	5,000	0	0
		50,100	41,100	0	0

4

2025 5 7

2025 03 13

2025 3 14 2025 05 09

2025-013 2025-038

1

	98,641,511.00	44.97%	-	-	98,560,317.00	44.94%
1			81,194.00	81,194.00		
2						
3	98,641,511.00	44.97%	-	-	98,560,317.00	44.94%
4	98,641,511.00	44.97%	81,194.00	81,194.00	98,560,317.00	44.94%

	219,368,887.00	100.00%				30,513.00	-	30,513.00	-	219,338,374.00	100.00%
--	----------------	---------	--	--	--	-----------	---	-----------	---	----------------	---------

1 2024 11 15 2024  
3

4 80% 1  
90% 8  
57,200

2 2024 8 19 26,971.00 6  
100 2,697,100 269,710,000.00 2025 6 30 " "  
26,687

1 2024 11 15 2024 2021

2021


2

2024 998 2024 8 19 26,971.00  
6 100 2,697,100 269,710,000.00  
7,074,189.65 262,635,810.35  
( (2024) 000022

2

	95,975	23,994		71,981		2027 9 16
	57,200	57,200		0	2024 11 15	-


					2024	
					3	
					4	
					80%	
					1	
					90%	
					8	
					57,200	
	153,175	81,194	0	71,981	--	--




901000000

		0.00			0		
3.73%	8,171,475.00	0	6,128,606	2,042,869		0	
1.90%	4,159,340.00	-37600	0	4,159,340		0	
0.87%	1,912,130.00	-167950	0	1,912,130		0	
0.49%	1,070,000.00	1,070,000.00	0	1,070,000		0	
0.43%	942,150.00	-289700	0	942,150		0	
0.3%	939,816.00	0	0	939,816		0	
0.3%	788,953.00	213914	0	788,953		0	
0.34%	745,830.00	0	0	745,830		0	

BARCLAYS BANK PLC



30,615,000.00



BARCLAYS BANK PLC		788,953.00		788,953.00
		745,830.00		745,830.00
10	10			
	10			
	10			
10		1		3210343
	4	2		1912130

5%

10

10

10

10

/

10

10

10

10

2024

¶ F2+X 5 = F2+X



180

2025

0

1

2025 2 19 2030 8 12

8.60 /

2025 5 16

2024

2024

2024


è

	LCF				
7			42,280	4,228,000.00	1.57%
8			37,383	3,738,300.00	1.39%
9			34,460	3,446,000.00	1.28%
10			34,460	3,446,000.00	1.28%

3

	269,710,000.00	228,700.00			269,481,300.00

4



				<p>"</p> <p>"</p> <p>" "</p> <p>8.60 /</p> <p>8.26 /</p> <p>2025 5</p> <p>29</p> <p>www.cninfo.com.cn</p> <p>2025-</p> <p>043</p>	
--	--	--	--	---	--

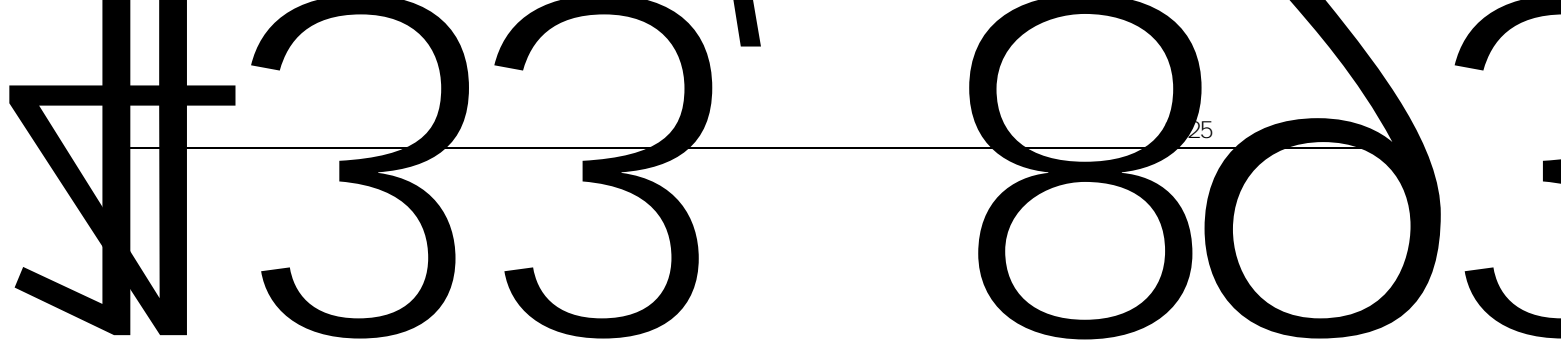
6

"

"

10%

	3.92	4.06		-3.45%
	35.62%	34.78%		0.84%
	3.37	3.68		-8.42%
	5,413.82	5,029.12		7.65%
EBI TDA	0.29%	0.24%		0.05%
	94.24	0		
	44.35	0		
EBI TDA	113.52	0		
	94.24%	0.00%		



1

2025 06 30

	139,218,994.26	217,366,529.44
	392,986,897.25	459,415,904.76
	160,652,649.29	139,913,855.54
	1,810,000.00	1,418,923.43
	3,213,553.66	3,311,508.84
	4,346,703.27	9,596,343.36
	119,558,557.42	89,412,967.09
	10,892,493.14	10,733,808.21

---

10, 117, 808. 21	10, 011, 191. 78
------------------	------------------

976, 634. 69	1, 025, 698. 29
358, 768, 040. 15	212, 628, 032. 43
18, 539, 234. 39	141, 080, 380. 08

222, 974. 99	240, 107. 76
49, 514, 251. 01	50, 378, 793. 20

1, 755, 080. 56	2, 038, 982. 16
7, 596, 701. 03	7, 348, 322. 96
11, 412, 186. 00	4, 108, 285. 00
458, 902, 911. 03	428, 859, 793. 66
1, 303, 393, 317. 56	1, 371, 864, 099. 65

40, 639, 010. 31	45, 564, 077. 35
113, 747, 041. 23	120, 273, 012. 57

24, 958, 541. 40	19, 959, 949. 11
------------------	------------------




	169, 927, 916. 95	138, 631, 974. 17
		648, 000. 00
	8, 638, 599. 45	14, 669, 301. 57
	16, 569, 033. 38	20, 138, 419. 02
	66, 359, 328. 19	43, 404, 266. 12
	10, 892, 493. 14	10, 733, 808. 21
	11, 077, 655. 06	11, 116, 309. 24
	755, 083, 916. 41	778, 623, 387. 26
	284, 365, 762. 18	310, 139, 009. 38
	161, 506, 873. 95	15, 274, 051. 23
	11, 469, 017. 74	141, 080, 380. 08
	17, 260, 576. 96	17, 645, 097. 47
	2, 357, 536. 42	2, 129, 923. 10
	1, 814, 480. 00	1, 954, 285. 00
	478, 774, 247. 25	488, 222, 746. 26
	1, 233, 858, 163. 66	1, 266, 846, 133. 52
	40, 639, 010. 31	45, 564, 077. 35
	88, 648, 098. 05	92, 527, 800. 26

	24, 387, 801. 10	19, 658, 171. 20
	9, 058, 632. 11	19, 362, 304. 45
	5, 785, 389. 56	5, 593, 264. 67
	5, 727, 828. 93	5, 718, 902. 43
	1, 189, 679. 72	520, 946. 71
	594, 351. 00	154, 569. 89
	176, 030, 790. 78	189, 100, 036. 96
	237, 814, 932. 34	233, 691, 597. 61
	1, 345, 641. 49	1, 597, 949. 29
	2, 479, 433. 05	2, 123, 856. 82
	241, 640, 006. 88	237, 413, 403. 72
	417, 670, 797. 66	426, 513, 440. 68
	219, 338, 374. 00	219, 311, 687. 00
	32, 222, 499. 70	32, 249, 845. 89
	137, 080, 388. 75	136, 879, 445. 51
	49, 524, 485. 96	49, 524, 485. 96
	92, 659, 631. 35	92, 659, 631. 35
	384, 410, 958. 16	408, 756, 569. 05
	816, 187, 366. 00	840, 332, 692. 84
	1, 233, 858, 163. 66	1, 266, 846, 133. 52

3

	2025	2024
	272, 123, 150. 60	241, 124, 616. 13
	272, 123, 150. 60	241, 124, 616. 13



211, 126, 423. 97


164, 763, 558. 37

184, 518, 374. 17

143, 676, 400. 30

2			
" _"			
1.		59,018,699.93	51,258,919.88
" _"			
2	" _"	-326,025.97	-2,978,450.06
"		781,257.21	6,922.60
		781,257.21	6,922.60
1.			
2			
3			
4			
5			
		781,257.21	6,922.60
1.			
2			
3			
4			

---



- 1, 131, 923. 28

833, 838. 07

- 3, 857, 621. 71

---


4.		
5.		
6.		
7.		
	50, 717, 421. 91	46, 359, 856. 93





							781,257.21					59,018,699.93		59,799,957.14	-326,025.97	59,473,937.17
	26,687.00			-27,346.19	200,943.24									200,284.05	40,000.00	39,799,715.95
1														0.00	40,000.00	40,000.00
2	26,687.00				200,943.24									227,630.24		227,630.24
3																
4				-27,346.19										27,346.19		27,346.19
												-75,063,032.80		-75,063,032.80	-150,813.40	-75,213,846.20
1																
2																
3												-75,063,032.80		-75,063,032.80	-150,813.40	-75,213,846.20
4																
1																
2																
3																





6,9  
22  
60

7  
51,  
258  
,91  
9.8  
8

0  
51,  
265  
,84

6

3		0.0
		0
4		0.0
		0
5		0.0
		0
6		0.0
		0
1		0.0
		0
2	2	0.0

										7, 421 . 91		7, 421 . 91
	26, 68 7. 00			- 27, 34 6. 19	200, 9 43. 24							200, 2 84. 05
1												
2	26, 68 7. 00				200, 9 43. 24							227, 6 30. 24
3												
4				- 27, 34 6. 19								- 27, 34 6. 19
										- 75, 06 3, 032 . 80		- 75, 06 3, 032 . 80
1												
2										- 75, 06 3, 032 . 80		- 75, 06 3, 032 . 80
3												
1												
2												
3												
4												
5												
6												
1												
2												



										4, 690 . 95		4, 690 . 95
1												
2										- 75, 07 4, 690 . 95		- 75, 07 4, 690 . 95
3												
1												
2												
3												
4												
5												
6												
1												
2												
	219, 3 68, 88 7. 00				136, 6 82, 74 7. 21	54, 68 2, 772 . 51			82, 21 6, 913 . 73	361, 1 11, 76 7. 38		744, 6 97, 54 2. 81

" " " "

2012 3 31

91370200614257783M

2025 8 29

1

3

12

4

5

	500	5%
	200	
1	500	5%
	5,000	0.5%
	5000	10%
	5000	10%
	5000	10%
		1%
		;

6

1

2

3

4


“

”

6

(1)

(2)



7

8

"

"

9

10

1

( )

2

"

"



2

2

)

( )

(

3

1



6

7

8

12

12

A

a

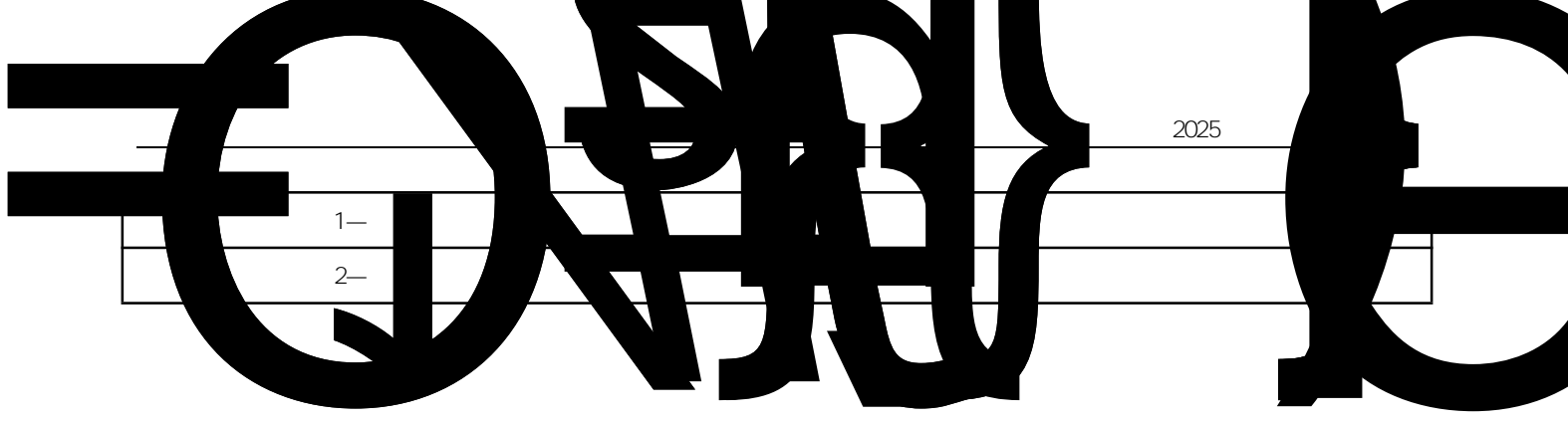
		" - "

b

c

12

d



1—

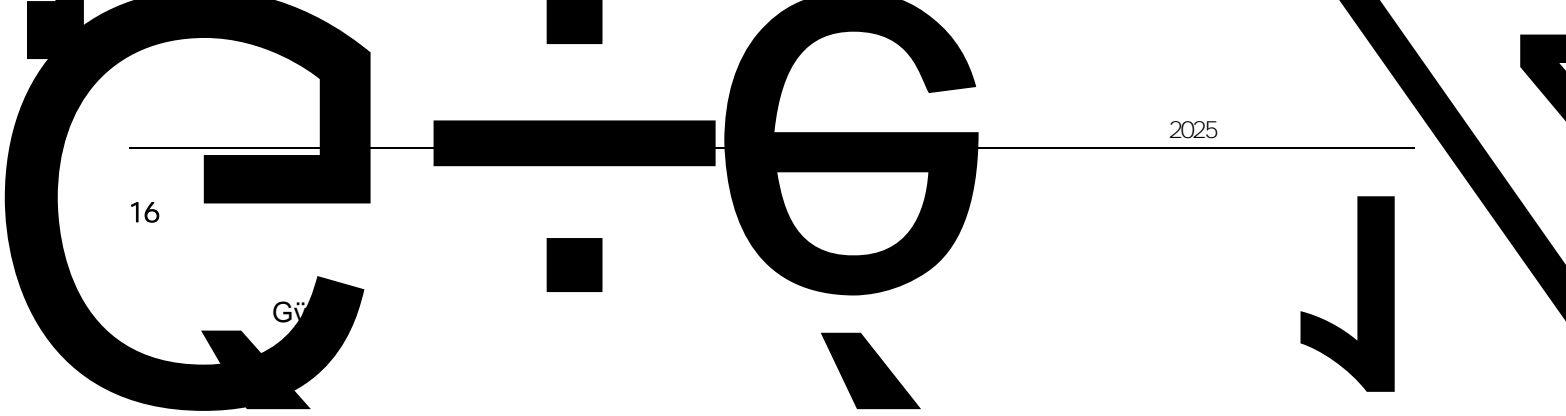
2—

e









16

2025

G

17

1

2

5

3

4

11

18

1

2

2025

5 n n i o

■ ■ ■ ■

1

2

2

1

2

1

2

3

4

22 --

33 --

4

20%

20%

50%

5

22

1

2

---

		5.00%	20	4.75%
		0.00%	30-50	3.33% 2.00%

23

1

1

2

17 ---

2

---

		20	5.00%	4.75%
		5-15	5.00%	6.33%–19.00%
		4–5	5.00%	19.00%–23.75%
		3–5	5.00%	19.00%–31.67%

3

24

1

2

1


2

3

4

1

2



1

1

2

3

3

2

1

1

2

	30-50			
	3-10			

4

1

2

3

4

5

27

28

29

30

1

2

1

2

3

1

2

3

3

4

31

1

2

32

[ ]




2

FOB CFR FCA CIF , ,  
EXW  
DAP DDP

34

1

2



3

1

2

4

ú

2

3

4







"

"

B

" 2

"

"

"

37

1

2

1

22 --

37 --

2

22 --

22 --

3



2

1

		13% 9% 6% 5% 3% 1%
		7%
		15% 20% 25% 19% 29.7% 16.50%
		3%
		2%



	15%
	15%
	25%
Weflo Valve Company Limited	19%
WEFLO VALVE LLC	29.7%
	20%
	16.50%
	20%
	25%
WEFLO (SINGAPORE) PTE. LTD.	17%
W	



---

	139,218,994.26	217,366,529.44
	3,879,272.43	2,739,363.82
	4,701,255.05	17,877,518.25

2024 12 31

2025 6 30

3

1

1	1	157,193,434.34
1	2	11,237,041.98
2	3	1,584,481.65
3		2,662,711.92
3	4	184,445.79
4	5	198,202.73
5		2,280,063.40
		172,677,669.89
		140,314,133.42
		6,403,475.60
		566,930.96
		3,330,196.84
		728,252.93
		633,871.97
		1,968,071.94
		150,614,736.82

2

	70,903.49	0.04%	70,903.49	100.00%		70,903.49	0.05%	70,903.49	100.00%	
	172,606,766.40	99.96%	11,954,117.09	6.93%	160,652,649.29	150,543,833.33	99.95%	10,629,977.79	7.06%	139,913,855.54
	172,677,669.89	100.00%	12,025,020.58	6.96%	160,652,649.29	150,614,736.82	100.00%	10,700,881.28	7.10%	139,913,855.54



70,903.49      70,903.49      70,903.49      70,903.49      100.00%



70,903.49      70,903.49      70,903.49

1	1		157,193,434.34	7,859,671.67	5.00%
1	2	2	11,237,041.98	1,123,704.20	10.00%
2	3	3	1,584,481.65	475,344.50	30.00%
3	4	4	113,542.30	56,771.15	50.00%
4	5	5	198,202.73	158,562.18	80.00%
5			2,280,063.40	2,280,063.40	100.00%
			172,606,766.40	11,954,117.10	

					%
1	( 1 )		140,314,133.42	7,015,706.70	5.00
1	2	2	6,403,475.60	640,347.56	10.00
2	3	3	566,930.96	170,079.29	30.00
3	4	4	657,349.44	328,674.72	50.00
4	5	5	633,871.97	507,097.58	80.00
5			1,968,071.94	1,968,071.94	100.00
			150,543,833.33	10,629,977.79	

3

,0

---

10,526,522.66	10,526,522.66	6.10%	526,326.13
8,005,802.58	8,005,802.58	4.64%	400,290.13
6,941,429.00	6,941,429.00	4.02%	347,071.45
6,809,956.5			

	12			
2025	1	1		

3

		11, 641, 552. 59
		11, 641, 552. 59

4

	1, 418, 923. 43	14, 628, 030. 98	14, 236, 954. 41		1, 810, 000. 00
	1, 418, 923. 43	14, 628, 030. 98	14, 236, 954. 41		1, 810, 000. 00

5

5

	4, 346, 703. 27	9, 596, 343. 36
	4, 346, 703. 27	9, 596, 343. 36

1

1

	3, 451, 810. 75	7, 742, 392. 67
	695, 731. 99	2, 305, 738. 85
	481, 158. 28	79, 744. 90
	4, 628, 701. 02	10, 127, 876. 42

2

1	1	4,336,446.98	9,981,091.42
1	2	177,754.04	62,285.00
2	3	50,000.00	80,000.00
3		64,500.00	4,500.00





2

--	--	--	--	--

3

	9,820.18			446.16		9,374.02
	829,516.47	93,274.19		130,243.54		792,547.12
	981,710.54			482,854.98		498,855.56
	1,821,047.19	93,274.19		613,544.68		1,300,776.70



4

5

8

	10,892,493.14	10,733,808.21
	10,892,493.14	10,733,808.21

1

2

9

11

1

1.	5, 424, 868. 85	815, 291. 84		6, 240, 160. 69
2		10, 821. 47		10, 821. 47
1				
2 \		10, 821. 47		10, 821. 47
\				
3				
3				
1				
2				
4.	5, 424, 868. 85	826, 113. 31		6, 250, 982. 16
1.	4, 789, 151. 78	425, 310. 62		5, 214, 462. 40
2	49, 619. 52	10, 265. 55		59, 885. 07
1	49, 619. 52	10, 265. 55		59, 885. 07
3				
1				
2				
4.	4, 838, 771. 30	435, 576. 17		5, 274, 347. 47
1.				
2				
1				
3				
1				
2				
4.				

1.	586, 097. 55	390, 537. 14		976, 634. 69
2	635, 717. 07	389, 981. 22		1, 025, 698. 29

12

	358, 768, 040. 15	212, 628, 032. 43
	358, 768, 040. 15	212, 628, 032. 43

1

1.	179, 644, 943. 60	197, 750, 697. 55	5, 735, 404. 42	10, 772, 275. 22	393, 903, 320. 79
2	123, 279, 6- E				

---

3.	163,679.59	370,322.11	116,111.00	239,399.92	889,512.62
1	163,679.59	370,322.11	116,111.00	239,399.92	889,512.62
4.	78,459,838.18	101,692,923.18	4,944,029.67	7,789,494.86	192,85

	10,040,198.4 2		10,040,198.4 2	3,944,934.00		3,944,934.00
	8,499,035.97		8,499,035.97	137,135,446. 08		137,135,446. 08
	18,539,234.3 9		18,539,234.3 9	141,080,380. 08		141,080,380. 08

2

1		
4	27, 572. 24	27, 572. 24
1.		
2		
1		
3		
1		
4		
1.	222, 974. 99	222, 974. 99
2	240, 107. 76	240, 107. 76

15

1

1.	59, 251, 633. 25			3, 444, 386. 73	62, 696, 019. 98
2				163, 678. 72	163, 678. 72
1				89, 108. 91	89, 108. 91
2					
3					
4				74, 569. 81	74, 569. 81
3.	10, 821. 47			135, 849. 06	146, 670. 53
1	10, 821. 47			135, 849. 06	146, 670. 53
4.	59, 240, 811. 78			3, 472, 216. 39	62, 713, 028. 17
1.	10, 608, 998. 62			1, 708, 228. 16	12, 317, 226. 78
2	629, 792. 40			278, 957. 93	908, 750. 33
1	629, 792. 40			278, 957. 93	908, 750. 33
3	2, 089. 16			25, 110. 79	27, 199. 95

1	2,089.16			25,110.79	27,199.95
4.	11,236,701.86			1,962,075.30	13,198,777.16
1.					
2					
1					
3					
1					
4.					
1.	48,004,109.92			1,510,141.09	49,514,251.01
2	48,642,634.63			1,736,158.57	50,378,793.20

2

--	--	--	--	--	--

2 2025 6 30

3

4 2025 6 30

16

	2,038,982.16		283,901.60		1,755,080.56
	2,038,982.16		283,901.60		1,755,080.56

17 /

1

	1,300,776.70	195,116.50	1,821,047.19	273,157.08
	1,013,018.81	151,952.82	143,545.17	21,531.77
	23,343,141.25	3,540,913.25	22,807,663.29	3,446,485.82
	12,183,766.94	1,830,362.59	11,025,538.44	1,655,902.92
	8,377,250.62	1,878,355.87	8,806,527.46	1,951,245.37
	46,217,954.32	7,596,701.		

[Redacted] 2025.03.31 止の期末数及び前期末数 (単位:円)

	11, 412, 186. 0 0		11, 412, 186. 0 0	4, 108, 285. 00		4, 108, 285. 00
	11, 412, 186. 0 0		11, 412, 186. 0 0	4, 108, 285. 00		4, 108, 285. 00

19

	4, 701, 255 . 05	4, 701, 255 . 05			17, 877, 51 8. 25	17, 877, 51 8. 25	
	10, 892, 49 3. 14	10, 892, 49 3. 14			10, 733, 80 8. 21	10, 733, 80 8. 21	
	15, 593, 74 8. 19	15, 593, 74 8. 19			28, 611, 32 6. 46	28, 611, 32 6. 46	

20

	40, 639, 010. 31	45, 564, 077. 35
	40, 639, 010. 31	45, 564, 077. 35

21

1

	82, 933, 808. 69	81, 473, 444. 70
	30, 813, 232. 54	38, 799, 567. 87
	113, 747, 041. 23	120, 273, 012. 57

2

1

--	--	--

2

1

3

22

	7, 593, 661. 11	7, 442, 367. 43
	7, 593, 661. 11	7, 442, 367. 43

1

1

	6, 319, 894. 41	6, 976, 895. 60
	1, 216, 615. 38	389, 034. 09
	57, 151. 32	76, 437. 74
	7, 593, 661. 11	7, 442, 367. 43

2

1

--	--	--

1

23

	24, 958, 541. 40	19, 959, 949. 11
	24, 958, 541. 40	19, 959, 949. 11

1

--	--	--

--	--	--


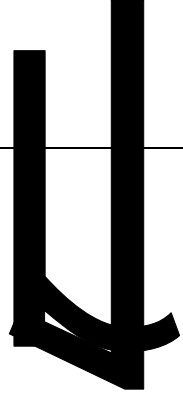
24

1

	31, 543, 689. 03	35, 482, 445. 90	47, 917, 896. 86	19, 108,
--	------------------	------------------	------------------	----------



3



269.71

2024 998

100.00

269,710,000.00

0.5%

0.7%

1.00%

1.80%

2



---

- 200, 943. 24

34

	49, 524, 485. 96	49, 524, 485. 96
	49, 524, 485. 96	49, 524, 485. 96

	420, 000, 554. 19	374, 659, 914. 21
	420, 000, 554. 19	374, 659, 914. 21
	59, 018, 699. 93	130, 837, 848. 55
		10, 442, 717. 62
	75, 063, 032. 80	75, 054, 490. 95
	403, 956, 221. 32	420, 000, 554. 19

- 1)
- 2)
- 3)
- 4)
- 5)

38

	271, 253, 722. 39	164, 650, 213. 99	240, 362, 077. 26	143, 569, 423. 76
	869, 428. 21	113, 344. 38	762, 538. 87	106, 976. 54
	272, 123, 150. 60	164, 763, 558. 37	241, 124, 616. 13	143, 676, 400. 30

	1	2		
			272, 123, 150. 60	164, 763, 558. 37
			272, 123, 150. 60	164, 763, 558. 37

					272, 123, 1 50. 60	164, 763, 5 58. 37	272, 123, 1 50. 60	164, 763, 5 58. 37
					41, 282, 01 2. 55	29, 279, 90 7. 73	41, 282, 01 2. 55	29, 279, 90 7. 73
					230, 841, 1 38. 05	135, 483, 6 50. 64	230, 841, 1 38. 05	135, 483, 6 50. 64
					272, 123, 1 50. 60	164, 763, 5 58. 37	272, 123, 1 50. 60	164, 763, 5 58. 37

--	--	--	--	--	--	--	--	--

120, 053, 038. 61

2025

120, 053, 038. 61

--	--	--	--	--	--	--	--	--

39

					785, 670. 44		976, 766. 30	
					336, 715. 90		418, 614. 10	
					842, 524. 50		706, 842. 62	
					424, 623. 20		310, 776. 66	
					6, 120. 00		6, 212. 34	
					240, 229. 87		191, 713. 40	
					224, 477. 27		279, 076. 07	

	1, 431. 48	1, 522. 72
	2, 861, 792. 66	2, 891, 524. 21

40

	857, 514. 80	1, 052, 426. 67
	615, 754. 59	543, 218. 30
	8, 246, 713. 12	7, 256, 957. 47
	2, 807, 395. 61	2, 307, 827. 51
		956, 989. 98
	1, 986, 785. 86	4, 279, 016. 76
	2, 069, 725. 10	1, 492, 848. 75
	16, 583, 889. 08	17, 889, 285. 44

	241, 781. 12	212, 752. 72
	- 585, 177. 54	- 3, 481, 212. 85
	- 549, 492. 50	- 4, 011, 062. 53

44

	429, 276. 84	429, 276. 84
	1, 895, 105. 53	1, 522, 558. 98
	69, 566. 59	60, 964. 79
	25, 920. 16	339, 815. 06
	2, 419, 869. 12	2, 352, 615. 67

45

	- 856, 697. 34	- 9, 557, 142. 96
	- 856, 697. 34	- 9, 557, 142. 96

	- 856, 697. 34	- 9, 557, 142. 96
	- 1, 383, 911. 44	416, 200. 05
	527, 214. 10	- 9, 973, 343. 01
	- 856, 697. 34	- 9, 557, 142. 96

46

	1. 80	
	4, 330, 532. 35	3, 946, 150. 17
	- 92, 560. 00	202, 000. 00
	434, 602. 73	682, 114. 13
	4, 672, 576. 88	4, - 8



---

	8,166,408.36	7,497,472.36
	-237,754.44	-1,267,137.84
	7,928,653.92	6,230,334.52

2

	66,621,327.88
/	9,993,199.18
	29,903.49
	78,535.17
	-1,058,026.81
	-1,216.44
	-1,109,882.67
	-3,858.00
	7,928,653.92

53

+m

2

	957,143.48	
	957,143.48	

		31,768,366.01
	142.86	59,663.05
	142.86	31,828,029.06

	234,212,544. 32		4,792,210.60	142.86	239,004,612. 06
	109,764.46		90,438.74		200,203.20
	234,322,308. 78		4,882,649.34	142.86	239,204,815. 26

55

1

1		
	58,692,673.96	48,280,469.82
	1,167,878.18	-233,803.83
	12,550,129.67	11,758,936.39
	17,132.77	
	919,015.88	833,236.35
	283,901.60	219,505.38
" "	-265,210.04	-8,978.56



---

	4, 370, 392. 00	10, 651, 035. 00
	330, 863. 05	408, 083. 30
	4, 701, 255. 05	11, 05-

1804470.14

1804470.14



1

1	WEFLO SAUDI CO LTD	2024	3	10	37,504,550.00
2	WEFLO (SINGAPORE) PTE. LTD.	2024	5	8	10,000.00
3	( )	2024	5	14	10,000
4		2024	5	14	10,000
5	WEFLO VALVE (THAILAND) CO LTD.	2024	7	5	511,560,000.00

1

1

	80,000,000.00				100.00%		
	60,000,000.00	789	789		100.00%		
	500,000.00		45		100.00%		
Weflo Valve Company Limited	100		2022-2734 A		100.00%		
	500.00				100.00%		

		789	789	
	50000	14	14	100.00%
		A 10 1015	A 10 1015	
	10,000.00			60.00%
VEFLO VALVE LLC	50000	1001 16192 coastal Highway, Le ves Bui l di ng NO 3130 St. Al Dammam 893, Second Industrial Ci ty, Damma m 34326, Kingdom of Saudi Arabi a 11 NORTH BRI DGE ROAD	1001 16192 coastal Highway, Le ves Bui l di ng NO 3130 St. Al Dammam 893, Second Industrial Ci ty, Damma m 34326, Ki ngdom of Saudi Arabi a	100.00%
VEFLO SAUDI CO LTD	37504550			100.00%
VEFLO (SINGAPORE) PTE. LTD.	10000			

011


150

310

150

150

150



2

	40.00%	- 326,025.97		

3

							102,229,464.59		102,229,464.59	691,388.29	345,977.86	1,037,366.15

		-	-					-	-	-	-	-
	815,064.92	815,064.92					7,446,125.16	7,446,125.16	305,902.98			

1

2

							/
	8,000,000.00	6,302,662.43		84,979.74		6,217,682.69	
45	1,658,000.	800,898.15		84,305.10		716,593.05	


	00						
	3,830,000. 00	1,597,949. 29		252,307.80		1,345,641. 49	
	146,000.00	105,017.59		7,684.20		97,333.39	
	13,634,000. .00	8,806,527. 46		429,276.84		8,377,250. 62	

3

1,895,105.53  
429,276.84

1,522,558.98  
429,276.84





2025 6 30

	392,986,897.25	459,415,904.76

1 2025 6 30

1%

3,929,868.97

2024 12 31

4,594,159.05

1%

/

2

3

4

3



		14, 236, 954. 41	
		14, 236, 954. 41	

3

1



0106,



5

1

/



/




2

/

/

/




/

/

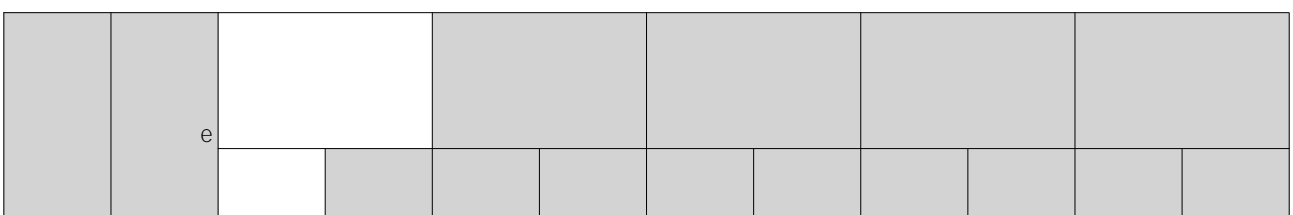
/

/



/

3



e

4



2



7

8

1

2

3

4

5

6

1

2025 6 30

2

1

2

3

1

10	0.5
10	0
10	0
10	0
10	0
10	0
	2025
	0.50
	0
	10
	2025

1

1

--	--	--	--

2

--	--	--

2

3

1

2

4

5

--	--	--	--	--	--	--

6

1

2


3

4

7

1

1

1	1	161, 856, 915. 79	136, 559, 389. 45
1	2	16, 620, 20, 5	

— — —



°51VO, ñ6RE—^p € Vd %or tø Ÿ pE—^p ÑoP

	18,217,996.06		18,217,996.06	9.97%	1,180,064.27
	10,526,522.66		10,526,522.66	5.76%	526,326.13
	8,205,446.48		8,205,446.48	4.49%	410,272.32
	8,005,802.58		8,005,802.58	4.38%	400,290.13
	6,941,429.00		6,941,429.00	3.80%	347,071.45
	51,897,196.78		51,897,196.78	28.40%	2,864,024.30

2



5

04

3



--	--	--	--	--

5



Væfl o Val ve LLC	308,136.0 0						308,136.0 0	
	60,000.00 0.00			60,000.00 0.00				
	310,139.0 09.38		34,226.75 2.80	60,000.00 0.00			284,365.7 62.18	

4

	251,157,633.03	163,644,731.71	218,959,098.45	140,796,265.31
	1,032,649.34	700,131.64	437,427.05	292,172.98
	252,190,282.37	164,344,863.35	219,396,525.50	141,088,438.29

116,949,484.94

2025

116,949,484.94

--	--	--

5

	226,221.91	541,456.60
	3,197,259.22	2,298,272.88
	-92,560.00	
	327,986.30	202,000.00
	3,658,907.43	3,041,729.48

1

	-51,121.25	
	1,249,186.84	

	- 856, 697. 34	
	4, 672, 576. 88	
	607, 852. 02	
	826, 969. 55	
	- 85, 629. 52	
	4, 880, 457. 12	--

69 9

2025 8 29

